

# Sew Happy Studio Project List

## Everyone's First Project

After this project, you can choose whatever else you want to make on Level 1.

## SIX POCKET TOTE BAG

1-1/2 yds cotton fabric

*You'll have enough fabric leftover to make another small-med size project!!*



## Level 1 Projects

**PILLOWS:** square, circle, star & daisy shapes  
1/2 yd fabric & bag of stuffing.

**PENCIL CASE WITH ZIPPER**  
1/8 yd fabric, 12" or longer zipper

**HAIR SCRUNCHIES**  
1/8 yd fabric, elastic provided by Sew Happy

**MARMALADE & BAILEY**  
Small Cat: 1/4 yd fabric and 1/4 yd Ribbon  
Large Cat: 1/3 yd fabric and 1/2 yd Ribbon



**MINI BACKPACK**  
3/4 yd of fabric

**APRON**  
Adult Size: 2 yd Fabric  
Child Size: 1 yd Fabric

**FRIENDSHIP DOLL**  
Dress fabric: 1/3 yd  
Skin fabric 1/4 yd, yarn for hair



**THE CHICKEN**  
small chicken: 1/8 yd fabric; large chicken: 1/4 yd fabric

**SOFT BOX**  
1/2 yd fabric, 1/2 yd of 1/4" yd ribbon, 1/2 yd batting  
Optional: 1/2 yd gathered lace




## THE SNAKE:

1/4 yd of spandex, lycra or other very stretchy fabric  
Animal eyes & Felt tongue provided by Sew Happy

## PATCHWORK POTHOLDER

1/4 yard of your main fabric  
(this is also the back of the potholder)  
and 1/8 yard of a contrast fabric



## OVEN MITT

1/2 yd fabric & 1/2 yd batting

## POLAR FLEECE HAT AND SOCKS

1-1/4 yd Stretchy Polar Fleece, 1/3 yd Ribbing

## POLAR FLEECE SOCKS ONLY

5/8 yd Stretchy Polar Fleece, 6" Ribbing

**CARGO BAG:** Size: 20" x 30" approx  
A great sports bag! 1- 1/2 yd fabric



**EZ GARMENTS:** Pants, Shorts, Skirts  
Please pre-wash your fabric to prevent shrinking.  
To determine how much fabric you need, use this formula:

Measure how long you want the garment to be at the side seam, waist to bottom hem.

For 60" wide fabric: buy this length plus 1/4 yd

For 44"-45" wide fabric: buy 2x length

If you want big patch pockets add 1/4 yd of fabric.

Elastic: 1" wide and enough to go around waist

## HANNA & AMELIA'S TWIRLEY SKIRT

1 & 1/2 yd will make a 16" or shorter length skirt. Add extra as needed for longer skirts.

## HALEY'S FLOUNCE SKIRT

1 & 1/2 yd will make a knee tenth or shorter skirt. Add extra as needed for longer skirts.

## NECK PILLOW

3/8 yd fabric; barley husk filling provided by Sew Happy  
This stuffing is microwavable for use as a heating pad.

## Level 2 Projects

### DITTY DOODLE BAG

(great for cosmetic bag, shaving kit, art supplies, etc) 1/2 yd fabric, batting provided by Sew Happy  
12" or longer zipper

### NECKTIE

1 yd of fabric

### RAINBOW WINDSOCKS

Six different colors needed: 1/8 yd of nylon, ripstop or similar type fabric. Hanging string & swivel hook provided by Sew Happy.

Check with Celeste for a kit! \$8.00

### PLACEMATS

1 yd makes (2) 14x18" placemats. If you want a contrasting front and back, get 1/2 yd of each fabric. Batting provided by Sew Happy.

### NAPKINS

1/2 yd will make (4) 16" square napkins. 100% Cotton works best as any synthetic content will not absorb moisture.

### KITTY ANGEL

1/4 yd fur or fabric for body; 1/4 yd for dress; 1/4 yd for wings; little bit of ribbon to match dress. Batting provided by Sew Happy

### BUNNYKINS

1/2 yd of fur; 1/3 yd fabric; 1 yd of 1" lace; 1 yd of 1/4" ribbon; eyes & nose provided by Sew Happy  
Check with Celeste for a kit! \$10.00

### CORDUROY BEAR

1/4 yd fur; 1/4 yd for overalls (optional); eyes & nose provided by Sew Happy.

Check with Celeste for a kit! \$7.00

### CARAMEL CAT, LIZINNIA BUNNY, ELIZA-BEAR, ELLIE ELEPHANT, PATRICK PUPPY, FREDDY FROG & GERI GIRAFFE

All these stuffed animals have the same requirements. 3/4 yd of fabric, polar fleece or fur (has to be at least 40" wide), 1 bag Stuffing, eyes & noses provided by Sew Happy.

Check with Celeste for a kit! \$10.00

### BERET

1/2 yd fabric & 5" of ribbing

### SUN HAT· this hat is fully lined

1 yd fabric- brim stiffner provided by Sew Happy.

### COZY SLIPPERS

1/3 yd of fabric and 1/3 yd of polar fleece. 1/4 yd of "Jiffy slip" fabric or (1) pkg of the same.

### PILLOWCASES

Standard size - clean finished inside and out.

DO NOT get a "directional print" such as a row of trees across the width of the fabric. The print will end up being sideways.

For the body: 3/4 yard of cotton fabric will make (1) pillow case OR 1-1/2 yards for (2) pillow cases.

For the contrast cuff: 1/4 yard of fabric for (1) pillow case OR 1/2 yard for (2) pillow cases.

-OR - if you want a pillowcase and cuff made from the same fabric, you will need to get 1 yard for each pillowcase.

### SNOW GEAR

(stretchy fabric only, polar fleece is ideal)

Mittens: 3/8 yd fabric & 6" of ribbing

Headband: 1/4 yd fabric

Snow Hats: 1/2 yd fabric

"Snowboard Toque" (beanie cap): 1/2 yd fabric

Balaclava: 1/2 yd fabric, 1/8 yd ribbing or spandex

Long or Short Neck Warmers: 3/8 yd fabric & 1/8 yd ribbing or spandex


### DOLL QUILT (15"X18" approx.)

1/2 yd main cotton fabric

1/4 yd of (3) other cotton fabrics

1/2 yd for backing

1/2 yd batting



### GEKKOS, FROGS & STARFISH

Spandex or Lycra fabrics are the slimiest! Usually 2-3 creatures can be made from 1/4 to a yd cut of 60" wide fabric.

large or small gekko: 1/4 yd

large frog (aka Bud the Frog): 1/3 yd


med frog: 1/3 yd

small frog: 1/4 yd

garter snake: 1/3 yd

large or small starfish: 1/4 yd

Poly pellet filling provided by Sew Happy.



## Level 2 Projects

### AMISH WALLHANGING (apprx 20"x20")

100% cotton fabrics only, prints or solids can be used.

Fabric a: 3/8 yd

Fabric b: 1/4 yd

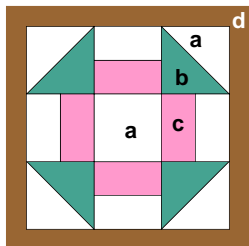
Fabric c: 1/4 yd

Border d: 1/4 yd

Backing Fabric: 3/4 yd

Batting provided by

Sew Happy.



### EYEGASSES, CELL PHONE OR IPOD COVERS

1/4 yd fabric, batting provided by Sew Happy

### BEACH BALL PILLOWS

Small pillow: 3/8 yd each of (2) different fabrics; Large pillow: 5/8 yd each of (2) different fabrics. A bag of stuffing.

**BONE APPETITE PILLOW:** a giant pillow shaped like a dog bone! 1 yd of fabric, (1) bag of stuffing

**HAWAIIAN SHIRT** \*Also makes a good PJ shirt!

Size small-med: 2-1/4 yds cotton fabric & 4 buttons

Size lg -xlg: 2-1/2 yd fabric & 4-6 buttons.

**NOTEBOOK COVER:** perfect organizer

1/2 yds of main fabric, 1/4 yd for pockets

**SOCK MONKEY:** the traditional favorite - Kit: \$7.00

**CRAZY SOCK CREATURES:** random weirdness!

(2) or more pairs of socks - they do not have to match.

**MESSENGER BAG:** (1) yd fabric

**RAIL FENCE QUILT** (apprx 42"x 54")

For Main Block Color b: 1 yd

For all other block colors: 1/2 yd each of a, c, d & e

Border: 1 1/2 yd

Backing: 3 yds

Batting: 46" wide by 56" tall (\$6.00 from Sew Happy)



**RAIL FENCE WALLHANGING** (apprx 30"x30")

For Blocks: 1/4 yd of each color

For Border: 1/2 yd

For Backing: 1 yd

Batting: 34"x34" piece (\$4.00 from Sew Happy)



## Level 3 Projects

### HONEY BEAR (16" JOINTED BEAR)

\$10.00 kit includes fur, joints, nose, ribbon & stuffing



### AMERICAN GIRL 18" DOLL CLOTHES

These are modern clothes for your

dolls. 1/4 yd of fabric will make just about anything. We also have the official patterns for the following dolls: Molly, Samantha, Felicity, Josephina & Addy - these are the only patterns made by the American Girl company.

### BASEBALL HAT

One Color Hat: 1/4 yd fabric for hat, 1/4 yd fabric for lining (can be simple solid cotton)

Multi-Color Hat: 1/8 yd of (6) different fabrics -OR- 1/4 yd of (3) different fabrics; this is enough to make the hat and the hat lining. Elastic & hat bill stiffener provided by Sew Happy.

### BACK REST PILLOW

44" wide fabric: 2 1/2 yds fabric OR 60" wide fabric: 2 1/4 yds

Stuffing: about 64 oz - that's (4) 16 oz bags - check around for "super jumbo" bags. Wal-Mart has the cheapest stuffing prices - they have a 5 lb box for around \$9.00, this is the best value.

### BEAN BAG

for 60" wide fabric: 4 1/2 yds each of fabric and lining - the fabric MUST be a full 60" wide, 58"-59" will not fit!

for 44" wide fabric: 5 1/2 yds each of fabric and lining.

27" or longer zipper, please get a regular coil not the chunky plastic teeth.

The bean bag lining is an inner bag that the "beans" go into, this way you can take the beans out when you need to wash the bag. Buy the least expensive fabric you can for this lining - buy the same amount as above. The other option is to use (1) old queen or king bedsheet - for smaller size sheets you will need (2).

Bean bag stuffing (tiny Styrofoam pellets) are usually available at Fred Meyer on 11th St. Most people get (2) bags. Another option is to buy a giant bag of packing peanuts - check at any shipping company about this.

### GOLF CLUB COVERS

1 yd fabric makes (4) covers and (1) yd of polar fleece for the cover linings. Club numbers can be appliquéd with scraps.

## Level 3 Dolls

Dolls below are listed in order of difficulty. Students are required to make the Mermaid/Merman doll first, then the Fairy or Flower doll before going on to the other dolls.

### MERMAID

3/8 yd fabric for the body  
 1/2 yd fabric for the tail  
 1/3 yd fabric for the fin  
 1/8 yd fabric for the flowers  
 1/8 yd for waistband pairie points  
 1 yd of 1" or wider trim for the waistband  
 Hair: fun novelty yarns - thin yarns are best  
 Wonder Under provided by Sew Happy  
 Optional: misc decorations, charms, butterfly hair clips

### FAIRY DOLL

3/4 yd fabric for the skin  
 1/3 yd fabric for the top  
 1/2 yd fabric for the bloomers  
 3/4 yd of 2"-3" lace for the bloomers  
 3/4 yd fabric for the balloon skirt  
 1/4 yd of narrow trim for the neck  
 1 yd of trim for the neckline of top  
 1 1/4 yd of tulle (fine netting) for the wings  
 Hair: fun novelty yarns - thin yarns are best  
 Optional: misc trims, decorations and etc to embellish the doll

### FLOWER DOLL

1/4 yd fabric for the body, face & arms  
 1/3 yd fabric for leg/stockings OR (4) 12" tall x 5" wide scraps  
 1/8 yd fabric for shoes OR (4) 5" wide x 3" tall scraps  
 1/3 yd fabric for dress bodice  
 1/4 yd fabric for dress skirt  
 1/4 yd contrast fabric for dress skirt lining  
 1/4 yd fabric for bloomers OR 15" tall x 7" wide scrap  
 Optional: 1/2 yd of 2"-3" lace for bloomers  
 Flower Petals: these can be made using the above fabrics OR using a variety of 3" x 5" scraps, you need (20) of these.  
 Wonder Under provided by Sew Happy  
 Optional: misc decorations, charms; tiny button for eyes

### BAGGY BABE - Complet Kit \$8.00

1/8 yd skin fabric  
 1/4 yd jumpsuit fabric  
 5" x 8" piece for the boots OR 1/4 yd  
 Hair: fun novelty yarns - thin yarns are best  
 small amount of stuffing  
 Poly pellet filling provided by Sew Happy.

## Level 3 Quilt

### Log Cabin Lap Quilt (apprx 54"x 68")

Center Square: 1/8 yard  
 First Light: 1/3 yard  
 Second Light: 1/2 yard  
 Third Light: 2/3 yard

First Dark: 3/8 yard  
 Second Dark: 5/8 yard  
 Third Dark: 2/3 yard

1st Border: 5/8 yard  
 2nd Border: 1 yard

Backing: 4 yards  
 Binding: 2/3 yard  
 Batting: 58" x 72"

\*Batting available at Sew Happy \$12.00

